

MONTAJE / MONTAGE / MONTAGGIO / MONTAGEM / ASSEMBLY / BEDIENTUNGSANLEITUNG

(FR) NOUS VOUS CONSEILLONS

- Poser les colis en position horizontale
- Classer et compter les éléments de montage et la quincaillerie
- Définir une zone de montage
- Suivre dans l'ordre les instructions de montage

(ES) TE ACONSEJAMOS

- Poner el paquete en posición horizontal
- Ordenar y contar las piezas y herrajes
- Habilita una zona para el montaje
- Sigue paso a paso las instrucciones de montaje

(IT) VI INFORMIAMO

- Porre la confezione in orizzontale
- Mettere in ordine e contare le minuterie metalliche
- Essere certi di avere spazio a per il montaggio
- Seguire passo passo le istruzioni

(FR) Outils de montage nécessaires (not inclus dans le kit)

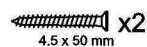
(ES) Las herramientas que necesitas (no incluidas en el kit)

(IT) Gli attrezzi che vi servono per il montaggio (non inclusi nella confezione)



(FR) Quincaillerie incluse dans le kit

(ES) Los herrajes que encontrarás en el kit



x2

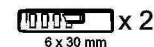
(IT) Accessori inclusi nella confezione

(DE) Die Beschläge, die Sie im Bausatz finden

(EN) The tools that you will find in the package



x12

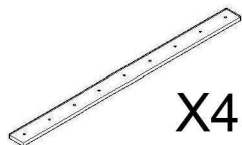


x 2

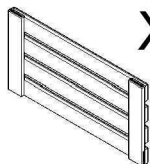
(FR) Pièces incluses dans le kit

(ES) Las piezas incluidas en el kit

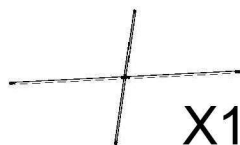
(IT) Parti incluse nella confezione



X4

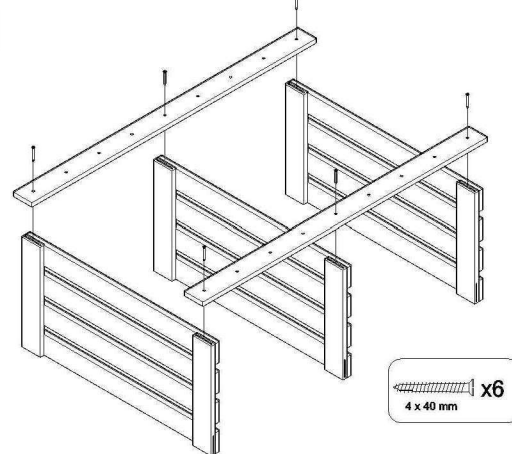


X3



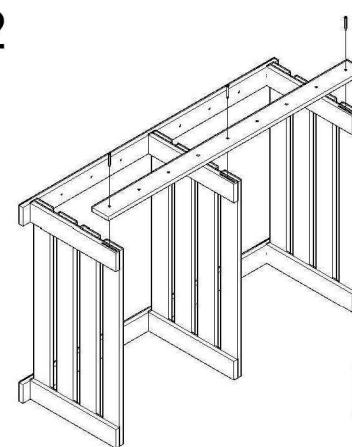
X1

1

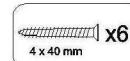


x6

2

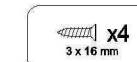
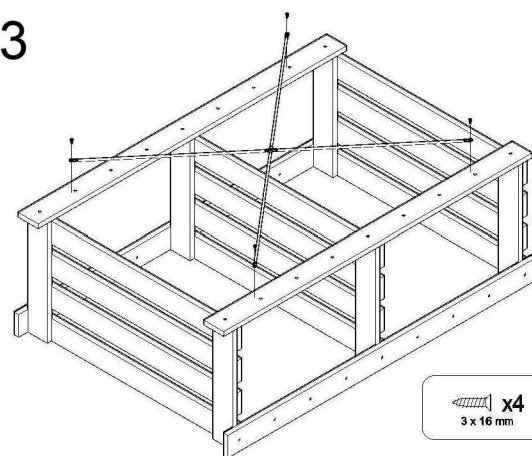


X2



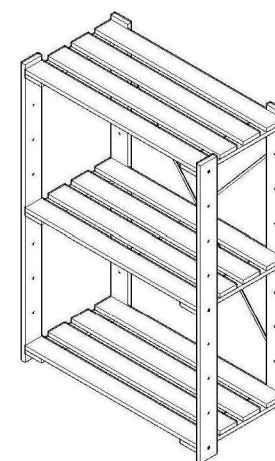
x6

3

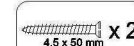
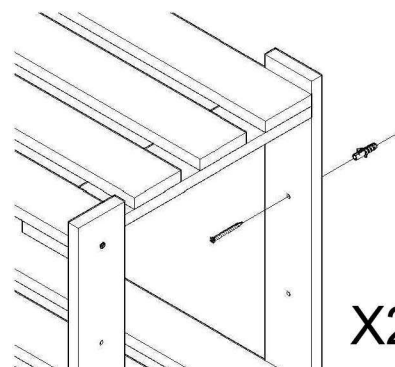


x4

4



5



x 2



x 2



Ø 6mm

X2

ref. EVET30.99



Pensez à
donner ou recycler.



<https://quefaireadesdechets.fr>



ASTIGARRAGA
kit line



Olalde Area N°3
20730 Azpeitia (Gipuzkoa)
Tel. +34 943 814 261 - Fax +34 943 816 713
info@astikitline.es
www.astikitline.com

